




SUBJECT	LESSON IDEAS
<h1>MATH</h1>	<p>Target Grade Range: K-1st Standard(s): CCSS.MATH.CONTENT.K.CC.B.5 CCSS.MATH.CONTENT.1.NBT.C.4 Lesson: There are many words that repeat in this story. Encourage students to count words that repeat (like Pug or Bug), using ten frames. Differentiate for first grade, by asking students to add the total number of repeating word counts.</p>
	<p>Target Grade Range: 2nd - 3rd Standard(s): CCSS.MATH.CONTENT.2.OA.A.1 CCSS.MATH.CONTENT.3.OA.D.8 Lesson: Provide students with numerical values and ask students to create word problems using the numerical values. Students should use the story elements (characters and plot) to help create the word problems.</p>
	<p>Target Grade Range: 3rd - 4th Standard(s): CCSS.MATH.CONTENT.3.MD.C.5 CCSS.MATH.CONTENT.4.MD.A.3 Lesson: Draw rectangles and squares to represent the rug in the story. Then, label the sides with numerical values. Model for students how to find the area (length x width) of each rug drawn. Differentiate for 4th and 5th grade students by drawing irregular shapes.</p>



SUBJECT	LESSON IDEAS
<p style="text-align: center; font-size: 2em; font-weight: bold;">WRITING</p>	<p>Target Grade Range: K - 1st Standard(s): CCSS.ELA-LITERACY.RF.K.2.A Lesson: Assign 6 words from the story a numerical value (1 - 6). Use a dice to roll a number. Depending on what number was rolled, write a word that rhymes. For example, if the word bug is assigned to the number 2, and you roll a number 2, then write a word that rhymes (like tug). Continue rolling and rhyming until you have 5 or more different rhyming words for each word written. Then, take things a step further by asking students to write a sentence with a few of the rhyming words.</p>
	<p>Target Grade Range: 2nd - 5th Standard(s): CCSS.ELA-LITERACY.W.2.10 CCSS.ELA-LITERACY.W.3.10 CCSS.ELA-LITERACY.W.4.10 CCSS.ELA-LITERACY.W.5.10 Lesson: Encourage students to use a different point of view in this creative writing exercise. Students should start by choosing one character (Bug or Pug). Then, they should write a letter or journal entry from that character's perspective, showing that character's internal thoughts and feelings.</p>



SUBJECT	LESSON IDEAS
<p style="text-align: center; font-size: 2em; font-weight: bold;">READING</p>	<p>Target Grade Range: K - 2nd Standard(s): CCSS.ELA-LITERACY.RL.K.1 CCSS.ELA-LITERACY.RL.1.1 CCSS.ELA-LITERACY.RL.2.1 Lesson: There is a clear problem and a clear solution in this story. Explore a possible problem and solution from the story with students. Differentiate by having younger students draw and older students write about a problem and solution from the story.</p>
	<p>Target Grade Range: 3rd - 4th Standard(s): CCSS.ELA-LITERACY.RL.3.3 CCSS.ELA-LITERACY.RL.4.3 Lesson: The characters change in this story from beginning to end. Consider how the different characters change and why. Study feeling words to show how the characters were feeling in the beginning, middle, and end and what caused them to change. Encourage students to use evidence from the story to support their thinking.</p>



SUBJECT	LESSON IDEAS
<p style="text-align: center;">STEAM</p>	<p>Target Grade Range: K - 5th Standard(s): NGSS.K-2-ETS1-2. NGSS.3-5-ETS1-2. Lesson: Use the surprise ending on the last spread of the story to have students illustrate what will happen next. Encourage students to decorate or color their work with their favorite art supply.</p>
	<p>Target Grade Range: K - 5th Standard(s): NGSS.K-2-ETS1-2. NGSS.3-5-ETS1-3. Lesson: Collect a variety of materials you have around our classroom (construction paper, pipe cleaners, paperclips, tape, pompoms, etc.). Ask students to use the materials to design and build a rug that all of the characters could fit on comfortably.</p>

ALL LESSON IDEAS ALIGNED TO THE COMMON CORE STATE STANDARDS OR THE NEXT GENERATION SCIENCE STANDARDS.